

A.C. Power Supply:	Selectable within AC 200 ~ 240 V Single phase 50/60 Hz
Allowable Power Supply variation:	Within $\pm 10\%$
Power Consumption:	Approx. 110 VA
Ambient Temperature:	Within 0°C to 45°C
Relative Humidity:	Up to 95%

(2) Stereo Operation

Amplitude vs. frequency response:	Within ± 0.5 dB relative to ideal pre-emphasis curve (50 μsec . 75 μsec .) Between 30 Hz and 15 kHz
-----------------------------------	---

Separation between audio channels:	Better than 40 dB between 100 Hz and 10 kHz Decrease from 40 dB is less than 6 dB/octave between 10 kHz to 15 kHz and 100 Hz to 30 Hz
------------------------------------	--

Harmonic distortion at ± 75 kHz deviation: (Note 1)	Better than (0.2%) Between 30 Hz to 15 kHz
--	---

Harmonic distortion at ± 100 kHz deviation: (Note 1)	Better than (0.3%) Between 30 Hz and 15 kHz
---	--

Second order inter-modulation distortion of two tone test:	Better than -55 dB
--	--------------------

Third order inter-modulation distortion of two tone test:	Better than -50 dB
---	--------------------

FM Noise	Reference ± 75 kHz deviation at 1 kHz
----------	---

Unweighted:	Better than 75 dB (78 dB typ.)
-------------	--------------------------------

Weighted:	Better than 68 dB (70 dB typ.)
-----------	--------------------------------

(Note 2)

AM noise with no modulation:

Better than 60 dB

AM noise with modulation:

Better than 50 dB

Non-linear cross talk between M and S:

Better than -40 dB in both direction

(3) Monaural Operation

Amplitude vs. frequency response:

Within ± 0.5 dB relative to ideal pre-emphasis curve (50 usec. 75 μ sec.)

Between 30 Hz and 15 kHz

Harmonic distortion at ± 75 kHz deviation:

Better than (0.2%) between 30 Hz and 15 kHz

(Note 1)

FM noise

Reference ± 75 kHz deviation at 1 kHz

Unweighted:

Better than 75 dB (78 dB type)

Weighted:

Better than 70 dB (75 dB type)

(Note 2)

A.M. noise with no modulation:

Better than 60 dB

A.M. noise with modulation:

Better than 50 dB

Note 1: Harmonic distortion is measured with the emphasis OFF.

Note 2: FM noise measuring conditions are as follows.

(1) Unweighted:

Measured with RMS meter

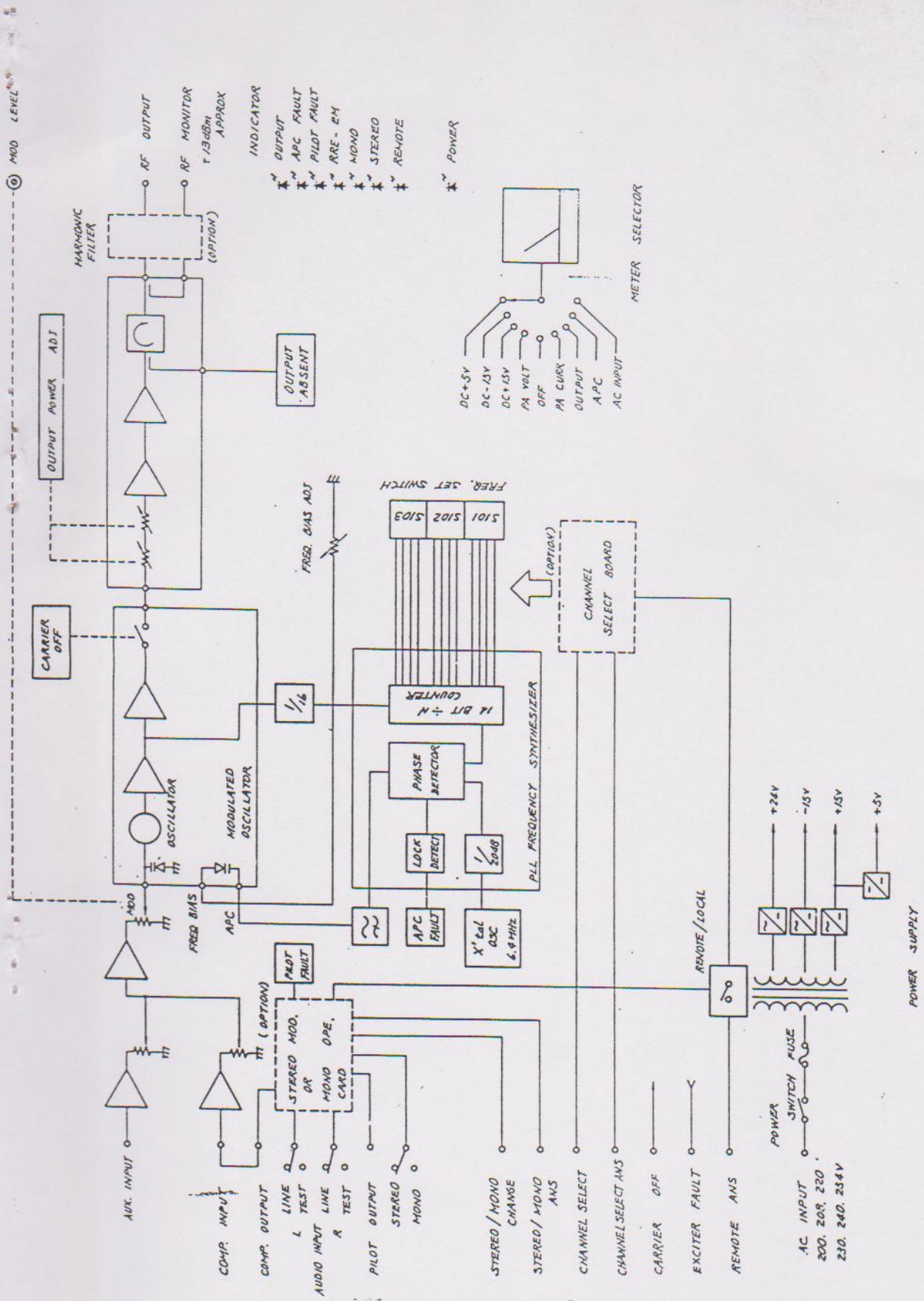
(2) Weighted

Measured as per CCIR Recommendation 468-2 weighing filter and quasi-peak measurement.

Mechanical Specification

- Dimensions and Weight -

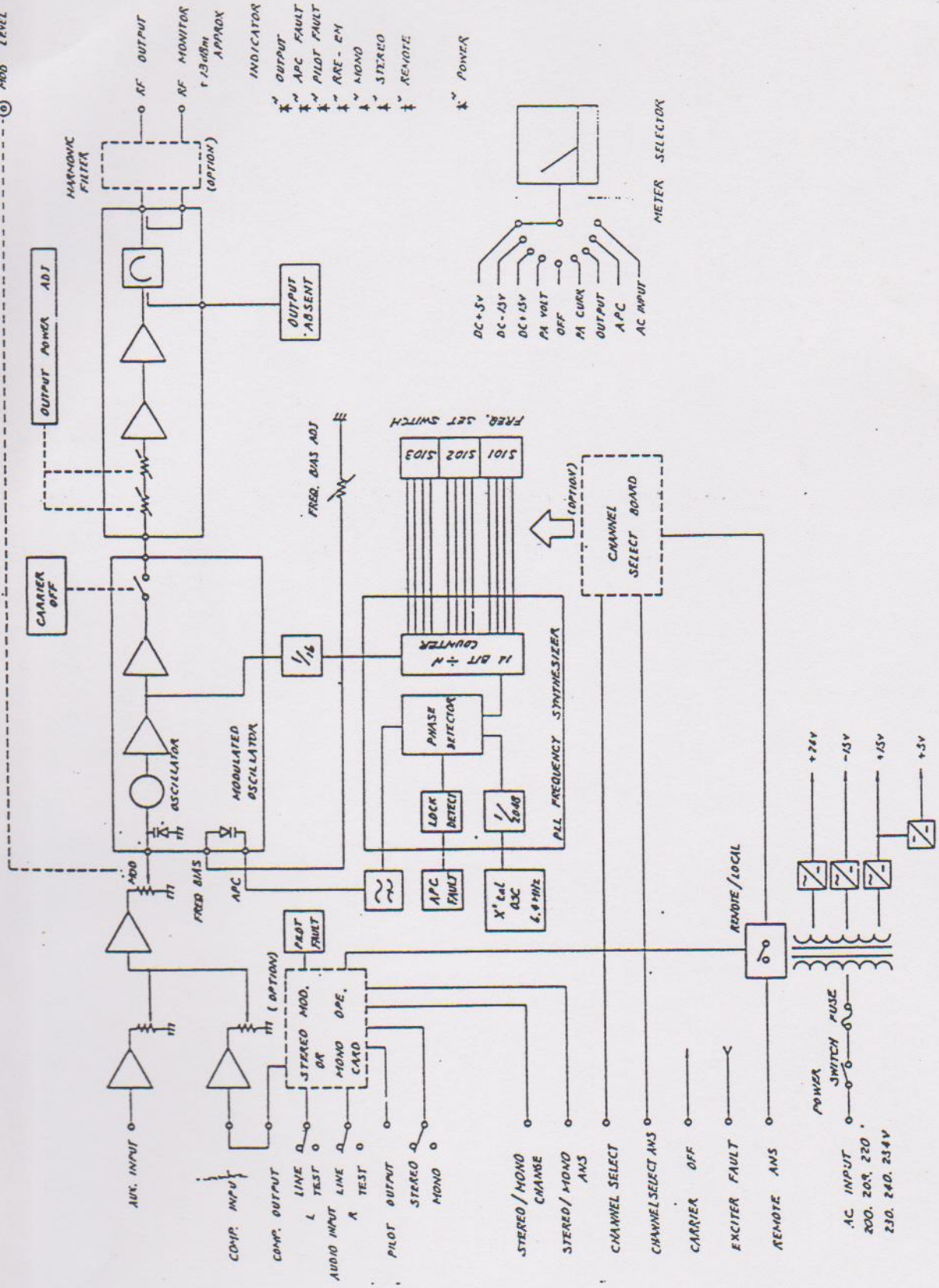
	Dimensions (mm)			Weight
	Width	Depth	Height	(kg)
	480 mm	300 mm	150 mm	Approx. 12 kg



Block Diagram of IIPB-1210 FM EXCITER

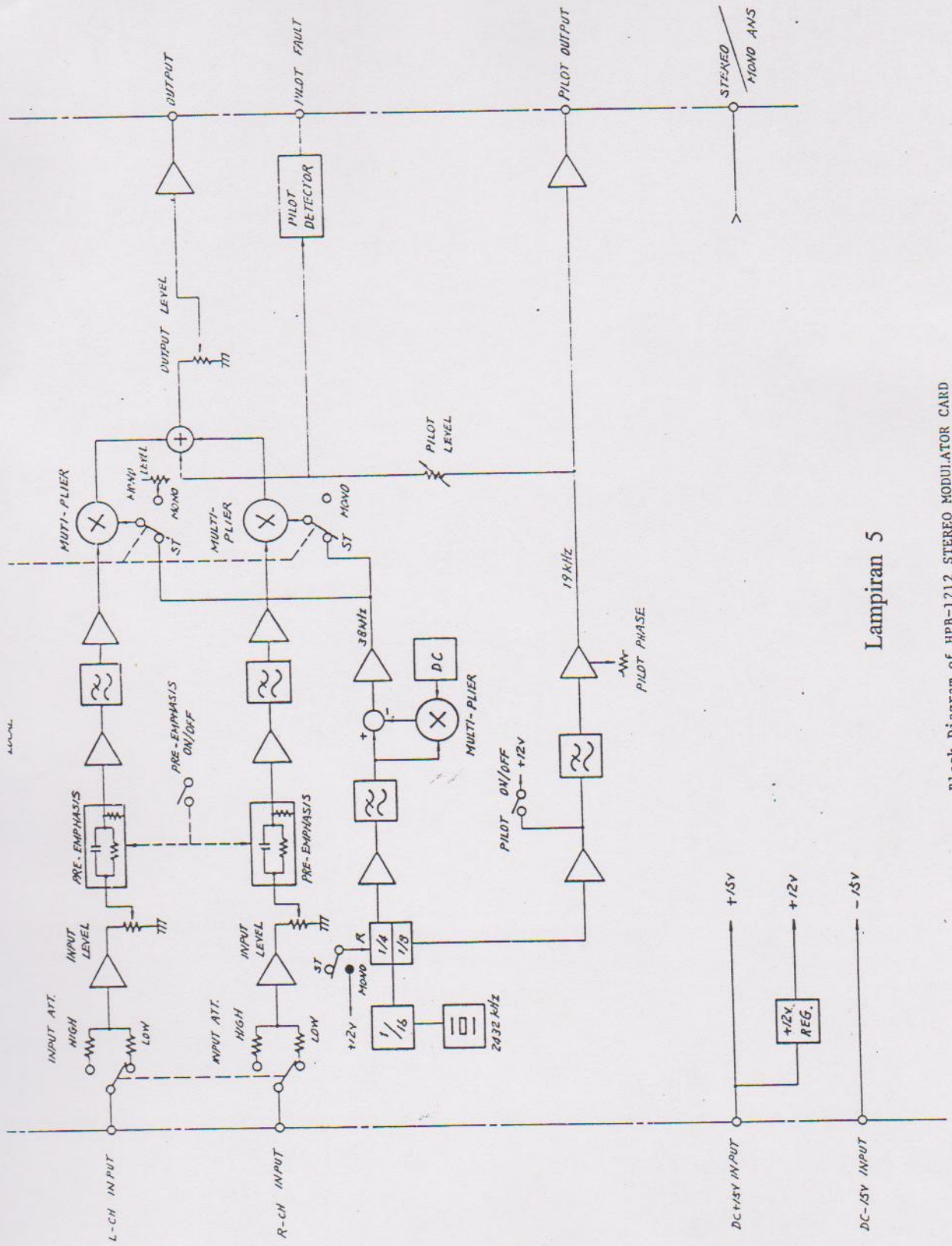
Lampiran 4

⑥ MOD LEVEL



- INDICATOR
- * OUTPUT
 - * APC FAULT
 - * PILOT FAULT
 - * ARE - EM
 - * MONO
 - * STEREO
 - * REMOTE
 - * POWER

Block Diagram of HPB-1210 FH EXCITER

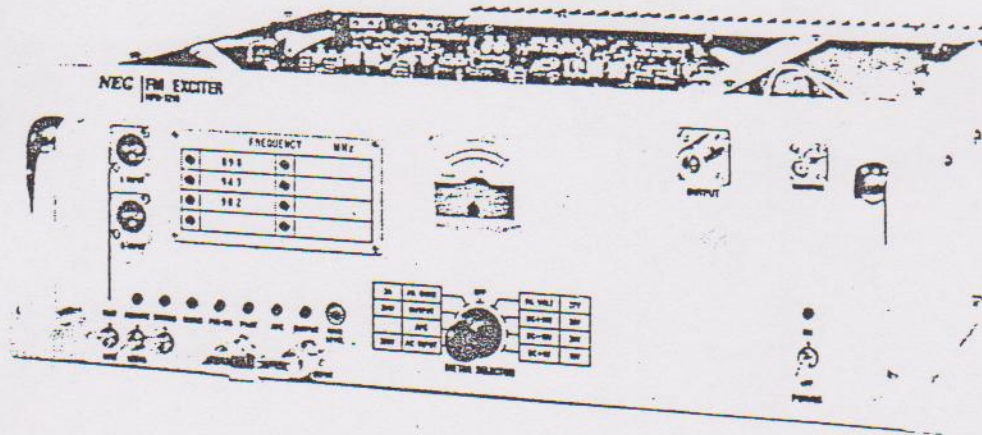


Lampiran 5

Block Diagram of HPB-1212 STEREO MODULATOR CARD

LAMPIRAN

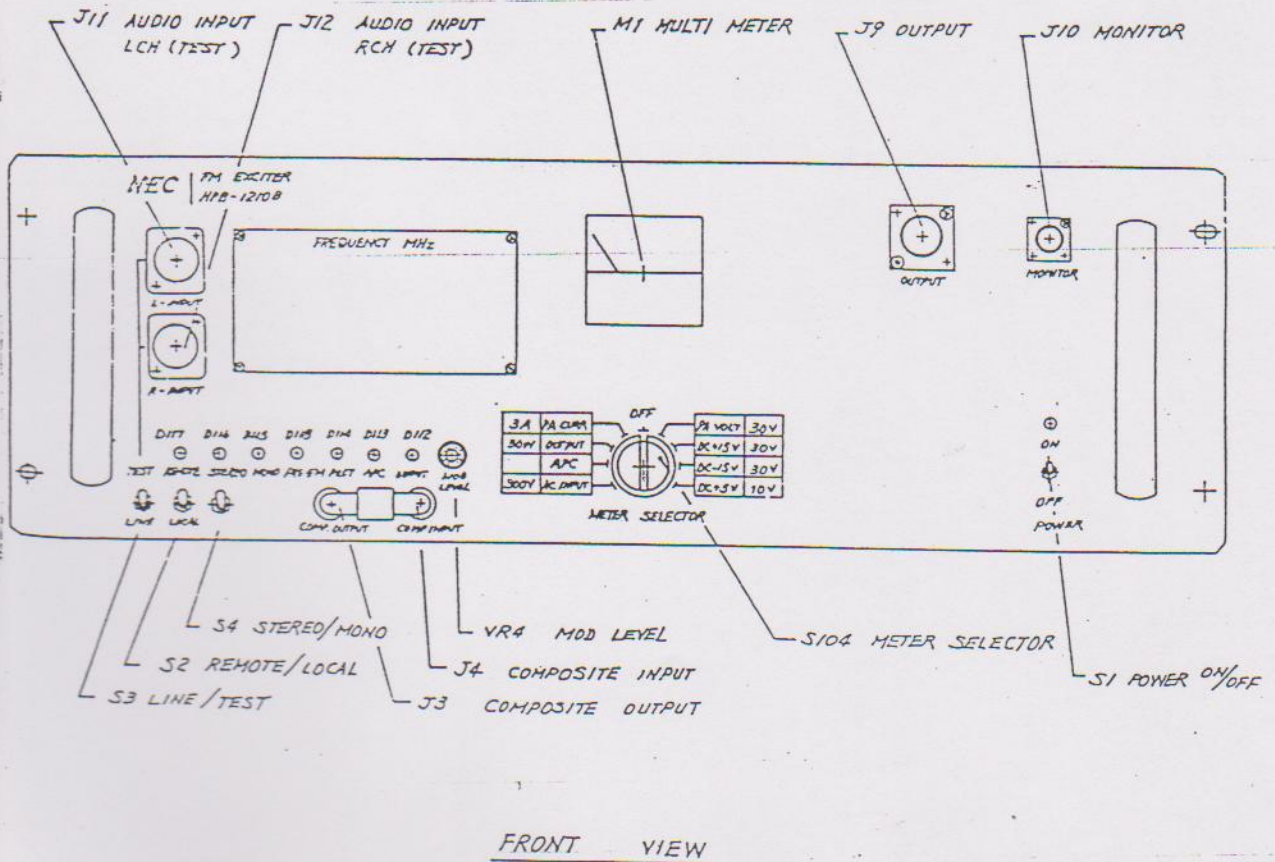
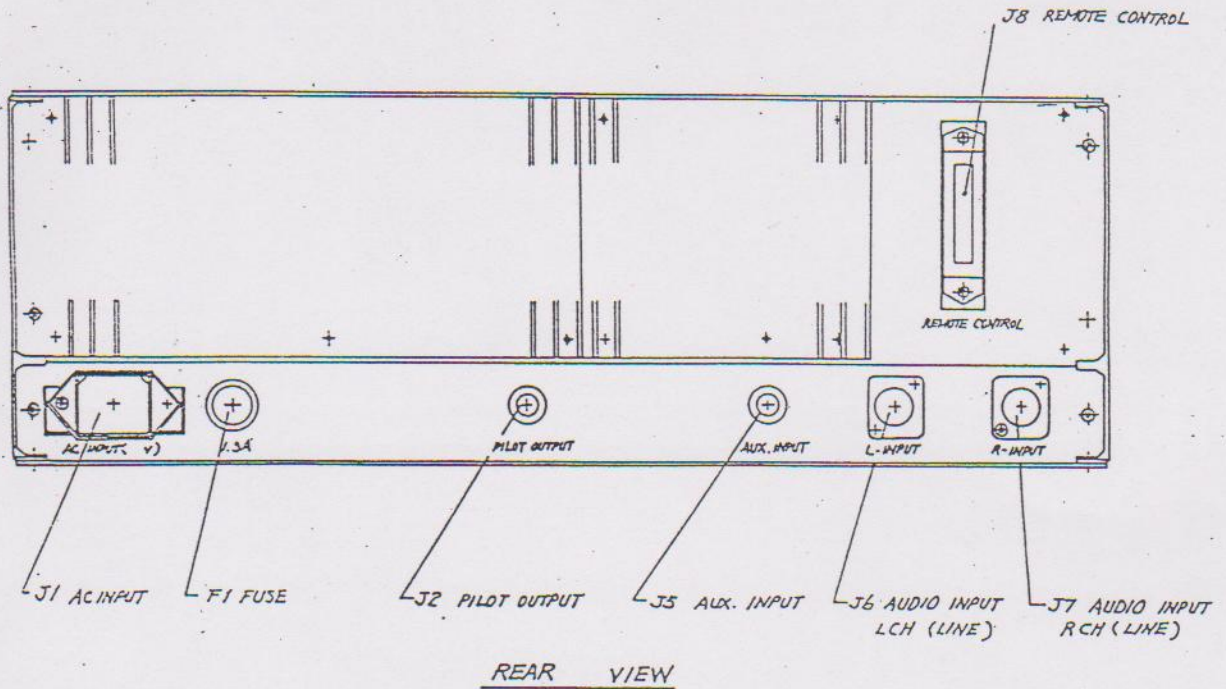
Lampiran 1



FCP-34043

HPB-1210B FM Exciter (For n+1 standby configuration)

Lampiran 2



Component Location of HPB-1210B FM EXCITER

Lampiran 3

Specifications

Electrical Specifications

(1) General

Type of Emission:	F3E, F8E
Output Power:	15W Max. (Convection cooling) 20W Max. (Forced Air cooling)
Operation Frequency Range:	87.5 MHz to 108 MHz programmable in 50 kHz step.
Carrier Frequency Stability:	Within ± 300 Hz per year
Output Impedance:	50 Ω
Input Level:	-10 to +12 dB (600 Ω) for ± 75 kHz/deviation. AUX: 1.0V _{p-p} (75 Ω)
Input Impedance:	600 Ω or High Balanced AUX: 75 Ω or High
Modulation Capability:	Up to ± 100 kHz/deviation
Type of Modulation:	Direct Carrier FM
Spurious Emission	
Harmonic Emission:	2 fo : Better than 30 dB 3 fo : Better than 40 dB 4 fo : Better than 50 dB 5 fo : Better than 50 dB
Harmonic Emission: with HPB-1214 HARMONIC FILTER (OPTION)	2 fo : Better than 70 dB 3 fo : Better than 70 dB 4 fo : Better than 70 dB 5 fo : Better than 70 dB
Other Emission:	Better than 1 μ W
Parasite Emission:	Not detectable
Carrier Off Isolation:	Better than 70 dB